

# WORLD RANKINGS 21/22 REPORT



## THE UBI GLOBAL WORLD RANKINGS OF BUSINESS INCUBATORS AND ACCELERATORS

JANUARY 2023



UBI GLOBAL



# WORLD RANKINGS REPORT 21/22

JANUARY 2023

**AUTHOR:** JOSHUA SOWAH

**CONTRIBUTOR:** ANGELA PARTRIDGE

**CONTACT US**

**UBI Global**

✉ [info@ubi-global.com](mailto:info@ubi-global.com)

📍 Stockholm, Sweden

**PUBLISHED JANUARY 2023**

© 2023 UBI Global

Enabling Innovation Through  
Impactful Collaborations Worldwide

All rights reserved

<http://ubi-global.com>



This publication is a creative work copyrighted by UBI Global and fully protected by all applicable copyright laws. Reproduction or translation of any part of this work without the permission of the copyright owner is unlawful. Requests for permission or further information should be addressed to the Permission Department, UBI Index AB, C/o Talent Venture Group, Vasagatan 28, 111 20 Stockholm, Sweden

# TABLE OF CONTENTS

- PROGRAM CLASSIFICATION. . . . . 5
- LANDSCAPE AND METHODOLOGY OVERVIEW . . . . . 6
  - BENCHMARK AND RANKING FRAMEWORK.....7
  - METHODOLOGICAL PROCEDURE . . . . .7
  - SCORE CALCULATION. . . . .8
- RANKING AND RECOGNITION OVERVIEW . . . . . 9
- RANKINGS . . . . . 10
  - WORLD TOP UNIVERSITY BUSINESS INCUBATORS.....10
  - WORLD TOP PUBLIC/PRIVATE BUSINESS INCUBATORS . . . . .11
  - WORLD TOP UNIVERSITY BUSINESS ACCELERATORS . . . . .12
  - WORLD TOP PUBLIC/PRIVATE BUSINESS ACCELERATORS.....12
- RECOGNITIONS . . . . . 14
  - TOP CHALLENGERS . . . . .14
- PUBLICATIONS . . . . . 17
- ABOUT UBI GLOBAL . . . . . 18
- DIRECTORY: FEATURED PROGRAMS . . . . . 19

# INTRODUCTION



 Stockholm, Sweden  
 ali@ubi-global.com

As UBI Global reaches the 10-year milestone of serving our global community of business incubators and accelerators in 2023, the sixth edition of the World Benchmark Study remains just as relevant and valuable as ever, perhaps even more so. Over the years, we have learned that change is inevitable, but that innovation weathers change to emerge stronger, more flexible, and ultimately triumphant.

The World Benchmark Study 2021-2022 hones in on a concentrated sample of 109 business incubators and accelerators located in 56 countries. From Melbourne, Australia to Santiago, Chile, these innovation organizations have met post-pandemic challenges with creative solutions to deliver a world-class portfolio of services. They have been exceeding the expectations of their respective ecosystems, while developing their own visions, business models, collaborations, and revenue streams.

Other organizations that has been providing valuable service the past year have been UBI Global's research partners - two outstanding organizations that have participated in the Study and achieved World #1 Rankings multiple times. SETsquared (UK) and DMZ at Ryerson University (Canada) have provided invaluable insights to the UBI Global Research team as we developed this edition of the Study. Ineligible for ranking or recognition themselves, our Research Partners generously shared their time and expertise for the benefit of the UBI Global community, and we thank them so much for their continued support.

To all the Study participants, we salute your community spirit and your desire to understand how your organization compares with the global top standard with a goal of continuous improvement. To the organizations highlighted within the pages of this World Rankings Report, our heartfelt congratulations for your continued commitment to excellence.

We look forward to following your global impact in the next 10-years to come.

Happy reading!

**Ali Amin**  
CEO, UBI Global

# PROGRAM CLASSIFICATION

The classification of business incubators and accelerators into distinctive groups and subgroups allows for a more precise analysis and evaluation of their respective impact and performance results. The 109 incubation programs that participated in the World Benchmark Study 2021-2022 were classified as follows:



## 1. BUSINESS INCUBATORS

Programs in this group primarily focus on supporting early-stage client startups in becoming viable and scalable businesses. They are generally characterized by quality-controlled intakes of client startups and regular time bound exits. Providing an array of support services and infrastructure through a systematic process, such programs usually support their client startups for one to five years.



## 2. BUSINESS ACCELERATORS

Programs in this group share a set of characteristics that distinguish them from business incubators and other forms of capacity development services. They are generally fixed-term cohort-based programs. Normally (but not always) focusing on catalyzing later-stage client startup growth, they provide intensive mentorship, training, networking, and access to investment. Intake of new client startups is often highly competitive, with regular time bound exits of up to six months.



## 3. HYBRIDS

A number of programs self-classify as hybrids, combining many of the best aspects of incubators and accelerators in their service portfolios, however, for the purpose of this study, hybrid programs are categorized as either business incubators or business accelerators, depending on the primary focus of their service portfolio.

## 4. INCUBATOR & ACCELERATOR GROUPING

Business incubators and accelerators are further divided into the following four subgroups:



### University

Business incubator/accelerator that **derives its business objectives primarily from one or more universities**, by which it is often operated and primarily financed.



### Public

Business incubator/accelerator that **derives its business objectives primarily from one or more public entities** by which it is often operated and primarily financed.



### Private

Business incubator/accelerator that **develops its business objectives largely independently**, often operates autonomously and primarily finances its own operations.

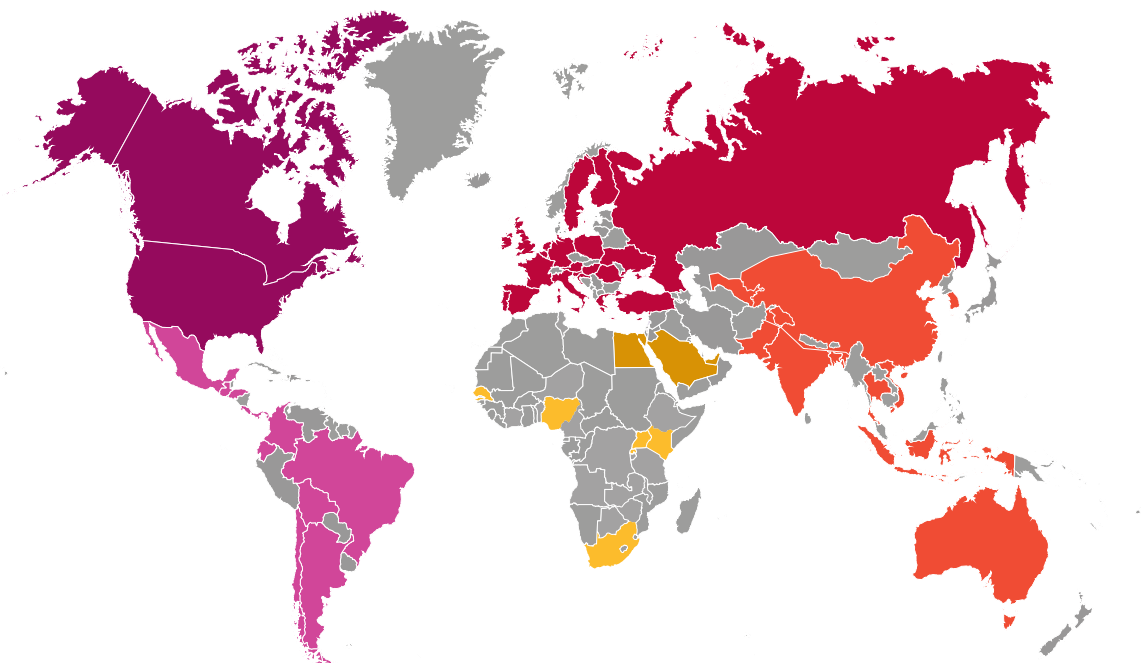


### Corporate\*

Business incubator/accelerator that **derives its business objectives primarily from one or more for-profit corporations**, by which it is often operated and primarily financed.

\* Due to the comparatively small number of corporate business incubators and accelerators in the sample, these programs are benchmarked in the Private Business Incubator and Private Business Accelerator categories, respectively. Rankings and recognitions are then allocated according to relative performance and the sample's composition.

# LANDSCAPE AND METHODOLOGY OVERVIEW



■ North America ■ Latin America ■ Europe ■ Africa ■ Middle East & North Africa ■ Asia-Pacific

**56**  
COUNTRIES

**224**  
LOCATIONS

**109**  
PROGRAMS

**6**  
REGIONS

This year the final participants were retained after **assessing a total of 1895 programs**; 109 of these programs, located in 56 countries, were retained for the benchmark. The 109 assessed programs were compared by utilizing 21 key performance indicators (KPIs) identified by the research literature. These KPIs form the base of the seven subcategory scores, which in turn form the scores in the following three main categories used to calculate the individual Program Impact and Performance Scores (PIPS) for all benchmarked incubators and accelerators:

## ○ VALUE FOR ECOSYSTEM

This category assesses the economic impact and performance of the programs and their client and alumni startups as well as the programs' success in retaining human capital and startups in the ecosystem. The subcategories Economy Enhancement and Talent Retention encompass six identified KPIs.

## 🏠 VALUE FOR CLIENT STARTUPS

This category assesses the number and efficiency of services provided by the programs. Numerous studies have shown that the quantity and quality of services provided is a crucial indicator of long-term startup success. Of equal importance for individual startups – as well as the ecosystem in general – is the programs' function as facilitators of community and network building. The subcategories Competence Development, Access to Funds, and Access to Network encompass a total of eight KPIs.

## 📈 VALUE FOR PROGRAM

This category assesses the programs' success in attracting deal flow and third-party support as well as their capacity to create viable companies. The subcategories Program Attractiveness and Post-Graduation Performance encompass a total of seven KPIs.

# BENCHMARK AND RANKING FRAMEWORK



Value for Ecosystem



Economy Enhancement

- 1.1 [H] Jobs created & sustained (#)
- 1.2 [H] Sales revenue (\$\*)
- 1.3 [M] Graduates (#)
- 1.4 [M] Self-generated revenue (\$\*)



Talent Retention

- 1.5 [H] Client startups accepted (#)
- 1.6 [M] Graduate retention (#, %)



Value for Client Startups



Competence Development

- 2.1 [M] Services offered (#)
- 2.2 [M] Coaching & mentoring hours (#)



Access to Funds

- 2.3 [H] Total investment attracted (\$\*)
- 2.4 [L] Average investment attracted (\$\*)
- 2.5 [L] Seed funding attraction (#, %)



Access to Network

- 2.6 [H] Partners (#)
- 2.7 [M] Events (#)
- 2.8 [L] Alumni engagement (#, %)



Value for Program



Program Attractiveness

- 3.1 [H] In-state applications (#, #/spot)
- 3.2 [M] Out-of-state applications (#, #/spot)
- 3.3 [M] Sponsorship attraction (\$\*)



Post-Graduation Performance

- 3.4 [M] 1-year survival rate (%)
- 3.5 [M] 5-year survival rate (%)
- 3.6 [M] High-growth enterprises (%)
- 3.7 [M] Qualified exits (#)

21 KPIs measured

KPI Weight

- High [H] (6)
- Medium [M] (12)
- Low [L] (6)

\*All fiscal information is converted to and represented in 2021 US dollars

# METHODOLOGICAL PROCEDURE

1

Data Collection



Assessment and grouping of all applying incubators and accelerators

Collection of impact, performance, and descriptive data from all accepted programs

2

Data Treatment



Data cleaning and validation, detection of input errors, outliers and anomalies

Impact and performance data normalization and weighing, reflecting each dimension's relative importance

3

Performance Assessment



Preliminary score calculation by summing each program's KPI scores

Impact evaluation of program type, age, size, ecosystem and other variables

4

Program Ranking



Relative ranking of programs based on verified impact and performance data

Identification of top performers in multiple global, regional and national categories

5

Program Benchmarking



Benchmark level calculation, including global top, average, and regional levels

Benchmarking of all programs within their peer groups and against multiple benchmark levels



Verification & Validation

After steps 2 and 3: Automatic flagging of unusual or suspicious data: desk research; request for supporting documentation; input from research advisory board members, innovation ambassadors and other industry experts; qualitative interviews with randomly selected incubators and accelerators. After step 4: Qualitative interviews with all top-performing incubators and accelerators.

## SCORE CALCULATION

Each assessed program receives a *Program Impact and Performance Score* (PIPS) based on its achievements relative to the sample. First, the KPI scores are multiplied by their respective weights. The average of the weighted KPI scores in each subcategory represents the subcategory score. Second, the average of the respective weighted subcategory scores generates the category scores. Finally, the average of the three category scores equals the PIPS.

The programs with the **highest PIPS** relative to their global, regional or socio-economic peers, are the the ones that are being recognised as top performing programs within their respective categories.

### SCORING FRAMEWORK FOR THE WORLD BENCHMARK STUDY 2021 - 2022

21 KPIS (DIMENSIONS)	PERIOD	UNIT	WEIGHT	7 SUBCATEGORIES	3 CATEGORIES	1 PIPS
1. Jobs created & sustained (Workforce)	1 yr	#	6.7%	1. Economy Enhancement (22.2%)	1. Value for Ecosystem (33.3%)	Program Impact and Performance Score (100%)
2. Sales revenue (Economic Output)	1 yr	\$	6.7%			
3. Graduates (Economic Development)	5 yrs	#	4.4%			
4. Self-generated revenue (Sustainability)	1 yr	\$	4.4%	2. Talent Retention (11.1%)		
5. Client startups accepted (Human capital - short term)	1 yr	#	6.7%			
6. Graduate retention (Human capital - long term)	5 yrs	#, %	4.4%	3. Competence Development (8.9%)		
7. Services offered (Support)	1 yr	#	4.4%			
8. Coaching and mentoring hours (Guidance)	1 yr	#	4.4%			
9. Total investment attracted (Funding - total)	5 yrs	\$	6.7%	4. Access to Funds (11.1%)	2. Value for Client Startups (33.3%)	
10. Average investment attracted (Funding - average)	5 yrs	\$	2.2%			
11. Seed funding attraction (Funding - probability)	1 yr	#, %	2.2%			
12. Partners (Business development)	1 yr	#	6.7%	5. Access to Network (13.3%)		
13. Events (Stakeholder engagement)	1 yr	#	4.4%			
14. Alumni engagement (Peer support)	1 yr	#, %	2.2%			
15. In-state applications (Reputation - local/ regional)	1 yr	#, #/ spot	6.7%	6. Program Attractiveness (15.5%)	3. Value for Program (33.3%)	
16. Out-of-state applications (Reputation - national/global)	1 yr	#, #/ spot	4.4%			
17. Sponsorship attraction (Brand)	1 yr	\$	4.4%			
18. 1-year survival rate (Success - potential)	10 yrs	%	4.4%	7. Post-Graduation performance (17.8%)		
19. 5-year survival rate (Success - promise)	10 yrs	%	4.4%			
20. High growth enterprises (Success - evidence)	10 yrs	%	4.4%			
21. Qualified exits (Success - proof)	10 yrs	#	4.4%			



# RANKING AND RECOGNITION OVERVIEW

Dependent on the available sample size and composition, the ranking categories are chosen based on two dimensions:

## 1. PROGRAM TYPE



Incubator



Accelerator



University



Public



Private



Corporate

## 2. INCUBATOR & ACCELERATOR GROUPING

Of the 1895 incubators and accelerators that were initially assessed, 109 programs were retained for the benchmarking process which resulted in four world ranking groups. Due to the comparatively small number of corporate incubators and accelerators in the sample, and this study's comparatively smaller number of public and private programs, corporate incubators and accelerators and private incubators and accelerators are ranked together, forming part of broader public/private incubator and public/private accelerator ranking groups. Special recognition is also given to a number of incubators and accelerators that excelled in six regional subsamples.

## RANKING GROUPS

**WORLD TOP PROGRAM** - A business incubator or accelerator that achieves outstanding impact and performance relative to its global peers. The program outperforms its global peers with regard to the value it provides to its innovation ecosystem and its client startups, as well as the attractiveness of the program itself.



41% of the sample



30% of the sample

SAMPLE = 109 PROGRAMS



11% of the sample



18% of the sample

## RECOGNITION GROUPS

**TOP CHALLENGER** - A business incubator or accelerator that stands out due to its impressive overall impact and performance achievements relative to its respective regional peers.



# RANKINGS

## WORLD TOP UNIVERSITY BUSINESS INCUBATORS

Business incubators that **derive their business objectives primarily from one or more universities**, which achieve outstanding impact and performance relative to their global peers. These programs outperform their global peers with regard to the value they provide to their innovation ecosystems and client startups, as well as the attractiveness of the programs themselves.

In contrast to previous years' rankings, the ranked university business incubators are **listed alphabetically** instead of in number order. The number one will be revealed in the May 2023 edition of the World Rankings Report 21/22 and presented at a ceremony at the World Incubation Summit, in Ghent, Belgium between May 14-17, 2023.



## WORLD TOP 5 UNIVERSITY BUSINESS INCUBATORS

PROGRAM	PARTNER UNIVERSITIES	COUNTRY
 İTÜ Çekirdek	Istanbul Technical University	 Turkey
 McGill Dobson Centre for Entrepreneurship	McGill University	 Canada
 prendho	Universidad Técnica Particular de Loja	 Ecuador
 Red Nacional de Incubadoras de Empresas de la UNITEC	Universidad Tecnológica de México (UNITEC)	 Mexico
 University of Toronto Entrepreneurship	University of Toronto	 Canada

*\*Listed alphabetically*



## WORLD TOP 10 UNIVERSITY BUSINESS INCUBATORS

PROGRAM	PARTNER UNIVERSITIES	COUNTRY
 Centech	École de technologie supérieure	 Canada
 Incuba UdeC	Universidad de Concepción	 Chile
 IPN Incubadora	Universidade de Coimbra, Instituto Politécnico de Coimbra	 Portugal
 İTÜ Çekirdek	Istanbul Technical University	 Turkey
 McGill Dobson Centre for Entrepreneurship	McGill University	 Canada
 prendho	Universidad Técnica Particular de Loja	 Ecuador
 Red Nacional de Incubadoras de Empresas de la UNITEC	Universidad Tecnológica de México (UNITEC)	 Mexico
 University of Toronto Entrepreneurship	University of Toronto	 Canada
 Utrechtinc	Utrecht University, University Medical Center Utrecht, University of Applied Sciences Utrecht, HKU University of the Arts Utrecht	 Netherlands
 YTU Yıldız Technopark Entrepreneurship and Incubation Center	Yıldız Technical University	 Turkey

*\*Listed alphabetically*

## WORLD TOP PUBLIC/PRIVATE BUSINESS INCUBATORS

**Public** business incubators that **derive their business objectives primarily from one or more public entities** (and/or non-governmental organizations and/or foundations), and **Private** business incubators that **develop their business objectives largely independently**, which achieve outstanding impact and performance relative to their global peers. These programs outperform their global peers with regard to the value they provide to their innovation ecosystems and client startups, as well as the attractiveness of the programs themselves.



In contrast to previous years' rankings, public and private business incubators are jointly ranked, owing to the particular composition of this year's study. They are **listed alphabetically** below. As with the previous category, the number one will be revealed in the May 2023 edition of the World Rankings Report 21/22 and presented at a ceremony at the World Incubation Summit, in Ghent, Belgium between May 14-17, 2023.



## WORLD TOP 5 PUBLIC/PRIVATE BUSINESS INCUBATORS

PROGRAM	COUNTRY
 Bilgiyi Ticarileştirme Merkezi (BTM)	 Turkey
 Kerala Startup Mission	 India
 MIDITEC	 Brazil
 NEXUS - Hub de Inovação do Parque Tecnológico São José dos Campos	 Brazil
 Shanghai Caohejing Hi-tech Park Innovation Center	 China

\*Listed alphabetically



● Home countries of programs represented in the two **World Top Business Incubator** categories

## WORLD TOP UNIVERSITY BUSINESS ACCELERATORS

Business accelerators that **derive their business objectives primarily from one or more universities**, which achieve outstanding impact and performance relative to their global peers. These programs outperform their global peers with regard to the value they provide to their innovation ecosystems and client startups, as well as the attractiveness of the programs themselves.

In contrast to previous years' rankings, the ranked university business accelerators are **listed alphabetically** instead of in number order. The number one program appears in a gold row, with trophy graphic. The number one will be revealed in the May 2023 edition of the World Rankings Report 21/22 and presented at a ceremony at the World Incubation Summit, in Ghent, Belgium between May 14-17, 2023.



## WORLD TOP 3 UNIVERSITY BUSINESS ACCELERATORS

PROGRAM	PARTNER UNIVERSITIES	COUNTRY
 Aalto Startup Center Business Generator	Aalto University	 Finland
 imec	Ghent University, University of Antwerp, Vrije Universiteit Brussel, KU Leuven, UHasselt, Twente University, Radboud University, Wageningen University & Research, Leiden University	 Belgium
 Red de Incubadoras de la Universidad del Valle de México	Universidad del Valle de México (UVM University, UVM College)	 Mexico

*\*Listed alphabetically*











## WORLD TOP PUBLIC/PRIVATE BUSINESS ACCELERATORS

Business accelerators that **derive their business objectives primarily from one or more public entities** (and/or non-governmental organizations and/or foundations), which achieve outstanding impact and performance relative to their global peers. These programs outperform their global peers with regard to the value they provide to their innovation ecosystems and client startups, as well as the attractiveness of the programs themselves.

In contrast to previous years' rankings, the ranked public business accelerators are **listed alphabetically** instead of in number order. As with the previous category, the number one will be revealed in the May 2023 edition of the World Rankings Report 21/22 and presented at a ceremony at the World Incubation Summit, in Ghent, Belgium between May 14-17, 2023.



## WORLD TOP 5 PUBLIC/PRIVATE BUSINESS ACCELERATORS

PROGRAM	COUNTRY
 Accelerator Centre	 Canada
 Aceleradora mentorDay	 Spain
 EIT Health Accelerator	 Europe
 NAStartup	 Italy
 York Entrepreneurship Development Institute	 Canada

*\*Listed alphabetically*



● Home countries of programs represented in the two **World Top Business Accelerator** categories

# RECOGNITIONS

## TOP CHALLENGERS



Incubation or acceleration programs that stand out due to their impressive overall impact and performance achievements relative to their respective regional peers.

**Note:** Only the partner universities of university business incubators and accelerators are listed.

*In alphabetical order:*













## TOP CHALLENGERS - AFRICA

PROGRAM	PARTNER UNIVERSITIES	COUNTRY
 TechBridge Invest	-	 Kenya











## TOP CHALLENGERS - ASIA-PACIFIC

PROGRAM	PARTNER UNIVERSITIES	COUNTRY
 Beijing Zhongguancun International Incubator Co., Ltd.	-	 China
 Chaudhry Muhammad Akram Center for Entrepreneurship Development (CMACED)	The Superior University, Lahore	 Pakistan
 IBT Universitas Tanjungpura	Tanjungpura University	 Indonesia
 PCombinator	-	 India
 Yy Ventures	-	 Bangladesh



## TOP CHALLENGERS - EUROPE

PROGRAM	PARTNER UNIVERSITIES	COUNTRY
 Chalmers Ventures	Chalmers University of Technology	 Sweden
 GU Ventures	University of Gothenburg	 Sweden
 I3P - Incubatore Imprese Innovative Politecnico di Torino	-	 Italy
 SpinLab - The HHL Accelerator	-	 Germany
 YES!Delft	Delft University of Technology, Erasmus University Rotterdam	 Netherlands





## TOP CHALLENGERS - LATIN AMERICA

PROGRAM	PARTNER UNIVERSITIES	COUNTRY
 Incubadora de Negocios Chrysalis PUCV	Pontificia Universidad Católica de Valparaíso	 Chile
 MacondoLab	Universidad Simon Bolivar	 Colombia
 SUPERA Parque de Inovação e Tecnologia	Universidade de São Paulo	 Brazil









## TOP CHALLENGERS - MIDDLE EAST & NORTH AFRICA

PROGRAM	PARTNER UNIVERSITIES	COUNTRY
 AUC Venture Lab	The American University in Cairo (AUC), School of Business	 Egypt



## TOP CHALLENGERS - NORTH AMERICA

PROGRAM	PARTNER UNIVERSITIES	COUNTRY
 Bridge for Billions	-	 United States
 Embarc Collective	-	 United States
 Genesis	Memorial University of Newfoundland	 Canada

# RECOGNITIONS

## COMING SOON...

In previous years, we have chosen to recognise business incubators or accelerators that stand out from their peers due to impressive overall achievements relative to their young age or in regard to a particularly relevant socio-economic impact metric. This study will be no different, however, these metrics have been formalised under the banner of Environmental, Social and Governance (ESG) criteria. The ESG framework methodology mirrors that of the main benchmark, as can be seen in the below graphic.

The ESG and impact-related recognitions will be presented in May 2023 at a ceremony at the World Incubation Summit, in Ghent, Belgium between May 14-17, 2023, and featured in a standalone report on ESG and the role startups play in addressing the world's most urgent social, cultural, and environmental challenges – which is to be released later in the year.



## ESG ENGAGEMENT FRAMEWORK



### ESG for Ecosystem

- 1.1 ESG network affiliation
- 1.2 ESG framework adoption
- 1.3 Environmental impact stats
- 1.4 DEI stats
- 1.5 Community impact
- 1.6 Stakeholder engagement



### ESG for Client Startups

- 2.1 ESG in admissions
- 2.2 ESG in funding
- 2.3 ESG training
- 2.4 Ongoing ESG requirements
- 2.5 Environmental impact monitoring
- 2.6 DEI monitoring



### ESG for Program

- 3.1 ESG in goals
- 3.2 ESG systematically assessed
- 3.3 ESG strategy
- 3.4 External auditing
- 3.5 DEI strategy
- 3.6 Climate strategy

18 KPIs measured

#### ESG Components

- Environmental ● Social
- General ● Governance

*\*All fiscal information is converted to and represented in 2021 US dollars*

### WHAT IS ESG?

ESG is a framework designed to be integrated into an organization's strategy to create value by expanding its objects to include the identification, assessment, and management of sustainability-related risks and opportunities with respect to all stakeholders and the environment.

- **Environmental** focus may include climate change, emissions, biodiversity, deforestation, pollution, energy efficiency, and water conservation.
- **Social** focus supports gender diversity, equity, and inclusion.
- **Governance** focuses on cybersecurity, management structure, compensation, bribery and corruption.



# PUBLICATIONS



**ORDER NOW!** Get an in-depth look at the impact and performance of business incubators and accelerators around the world. The 2019-20 and 2021-22 World Benchmark Reports include insights, best practices, and comprehensive methodological overviews of the research behind the world's most extensive business incubator and accelerator benchmark study.

The data points and KPIs discussed and analyzed in these reports include:

- 👉 Yearly operational budget and expenditure breakdown
- 👉 Number of employees
- 👉 Number of client startups
- 👉 Available funding from all sources
- 👉 Amount of financial sponsorship attracted
- 👉 Number of events (co-)organized
- 👉 Number of partners and sponsors
- 👉 Investment attracted by client startups

The reports are available (*World Benchmark Report 2021-22* for pre-order) at <http://ubi-global.com/store>

# ABOUT UBI GLOBAL

## WE ENABLE INNOVATION THROUGH IMPACTFUL COLLABORATION WORLDWIDE

UBI Global is an innovation intelligence company and interactive learning community, founded in 2013 in Stockholm, Sweden to identify where innovation hubs were located worldwide and to learn and share what makes them successful.

The company conducts the World Benchmark Study biennially among business incubators and accelerators who submit their data, which ultimately assists organizations with assessment, and best practices, and provides global recognition of success. UBI Global engages its interactive learning community with international events, competitions, and awards, as well as a suite of education materials, original research, and more.

In 2022, UBI Global released an online portal of tools for business incubators and accelerators called Global Innovation Studios. The Benchmark Tool on the portal is an on-demand way for incubators and accelerators to understand their performance and impact in an interactive, on-demand way based on the WBS methodology.

To further its impact, UBI Global links corporations and governments to innovation hubs and their startups to uncover business opportunities for economic development. The vetted community consists of 1,000+ incubation organizations, with the majority linked to universities and other centers of excellence. These members represent 100,000+ startups and are located in 90 countries and counting.

For more information, please visit: <http://ubi-global.com>

INCUBATOR AND ACCELERATOR  
MEMBERS ACCEPTED



1000+

INDUSTRIES  
COVERED



200+

UNIVERSITIES  
ENGAGED



1500+

INDIVIDUAL PROFESSIONALS  
INVOLVED



5,000+

COUNTRIES  
REPRESENTED



90+

STARTUPS  
MAPPED



50,000+

DER STANDARD

THE IRISH TIMES

Chicago Tribune

THE  
HUFFINGTON  
POST

BBC  
RADIO

LE FIGARO

# DIRECTORY: FEATURED PROGRAMS

Ranked and recognized business incubation and acceleration programs in alphabetical order.

**Note:** Only the partner universities of university business incubators and accelerators are listed.

PROGRAM	PARTNER UNIVERSITIES	COUNTRY	RANKING
Aalto University Startup Center Business Generator	Aalto University	Finland	World Top University Business Accelerator
Accelerator Centre	–	Canada	World Top Public/Private Business Accelerator
Aceleradora mentorDay	–	Spain	World Top Public/Private Business Accelerator
AUC Venture Lab	The American University in Cairo (AUC), School of Business	Egypt	Top Challenger - Middle-East & North Africa
Beijing Zhongguancun International Incubator Co., Ltd.	–	China	Top Challenger - Asia-Pacific
Bilgiyi Ticarilestirme Merkezi (BTM)	–	Turkey	World Top Public/Private Business Incubator
Bridge for Billions	–	United States	Top Challenger - North America
Centech	École de technologie supérieure	Canada	World Top University Business Incubator
Chalmers Ventures	Chalmers University of Technology	Sweden	Top Challenger - Europe
Chaudhry Muhammad Akram Center for Entrepreneurship Development (CMACED)	The Superior University, Lahore	Pakistan	Top Challenger - Asia-Pacific
EIT Health Accelerator	–	Europe	World Top Public/Private Business Accelerator
Embarc Collective	–	United States	Top Challenger - North America
Genesis	Memorial University of Newfoundland	Canada	Top Challenger - North America
GU Ventures	University of Gothenburg	Sweden	Top Challenger - Europe
I3P – Incubatore Imprese Innovative Politecnico di Torino	–	Italy	Top Challenger - Europe
IBT Universitas Tanjungpura	Tanjungpura University	Indonesia	Top Challenger - Asia-Pacific
imec	Ghent University, University of Antwerp, Vrije Universiteit Brussel, KU Leuven, UHasselt, Twente University, Radboud University, Wageningen University & Research, Leiden University	Belgium	World Top University Business Accelerator
Incubadora de Negocios Chrysalis PUCV	Pontificia Universidad Católica de Valparaíso	Chile	Top Challenger - Latin America
IncubaUdeC	Universidad de Concepción	Chile	World Top University Business Incubator
IPN Incubadora	Universidade de Coimbra, Instituto Politécnico de Coimbra	Portugal	World Top University Business Incubator
ITU Çekirdek	Istanbul Technical University	Turkey	World Top University Business Incubator



PROGRAM	PARTNER UNIVERSITIES	COUNTRY	RANKING
Kerala Startup Mission	–	India	World Top Public/Private Business Incubator
MacondoLab	Universidad Simon Bolivar	Colombia	Top Challenger - Latin America
McGill Dobson Centre for Entrepreneurship	McGill University	Canada	World Top University Business Incubator
MIDITEC	–	Brazil	World Top Public/Private Business Incubator
NASStartUp	–	Italy	World Top Public/Private Business Accelerator
NEXUS - Hub de Inovação do Parque Tecnológico São José dos Campos	–	Brazil	World Top Public/Private Business Incubator
PCombinator	–	India	Top Challenger - Asia-Pacific
prendho	Universidad Técnica Particular de Loja	Ecuador	World Top University Business Incubator
Red de Incubadoras de la Universidad del Valle de México	Universidad del Valle de México (UVM University, UVM College)	Mexico	World Top University Business Accelerator
Red Nacional de Incubadoras de Empresas de la UNITEC	Universidad Tecnológica de México (UNITEC)	Mexico	World Top University Business Incubator
Shanghai Caohejing Hi-tech Park Innovation Center	–	China	World Top Public/Private Business Incubator
SpinLab – The HHL Accelerator	–	Germany	Top Challenger - Europe
SUPERA Parque de Inovação e Tecnologia	University of São Paulo	Brazil	Top Challenger - Latin America
TechBridge Invest	–	Kenya	Top Challenger - Africa
University of Toronto Entrepreneurship	University of Toronto	Canada	World Top University Business Incubator
UtrechtInc	Utrecht University, University Medical Center Utrecht, University of Applied Sciences Utrecht, HKU University of the Arts Utrecht	Netherlands	World Top University Business Incubator
YES!Delft	Delft University of Technology, Erasmus University Rotterdam	Netherlands	Top Challenger - Europe
York Entrepreneurship Development Institute	–	Canada	World Top Public/Private Business Accelerator
YTU Yıldız Technopark Entrepreneurship and Incubation Center (YTU Startup House)	Yildiz Technical University	Turkey	World Top University Business Incubator
Yy Ventures	–	Bangladesh	Top Challenger - Asia-Pacific



# WORLD RANKINGS REPORT 21/22



## THE UBI GLOBAL WORLD RANKINGS OF BUSINESS INCUBATORS AND ACCELERATORS



UBI GLOBAL